

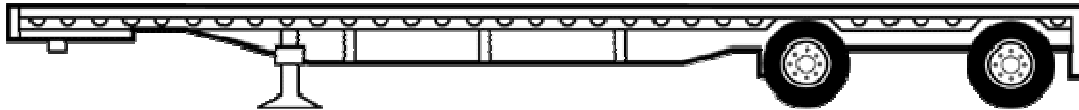


TRAILER SELECTOR GUIDE

These diagrams will help you determine the type and quantity of platform-type trailers required to transport your freight. The total freight weight and dimensions each trailer type can typically transport “legally”, ie. without state highway permits, is shown. Since there are variations within each trailer type, the information shown should be used as a general guideline. Most of these platform trailers have the capacity to handle freight exceeding these weights and dimensions for a premium charge and require state(s) permit authority to be obtained prior to shipment. Please contact us for assistance with trailer selection.

**Please note: The maximum freight dimensions and weight shown below each trailer are approximate and should be used as a rough guideline for planning, not for making precision loading calculations. Actual loadable freight weight & dimensions vary from trailer to trailer and are based on the specs. of the actual trailer & semi-tractor utilized.

Flatbed



This trailer accommodates freight with the maximum legal weight and dimensions shown below.

Max Freight Weight

48,000 lbs.

Max Freight Dimensions

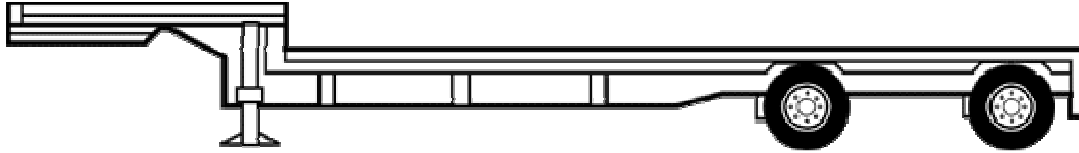
Deck

Length: 48 feet

Width: 8.5 feet (102")

Height: 8.5 feet (102")

Single-Drop Deck (aka Stepdeck)



This trailer accommodates freight with the maximum legal weight and dimensions shown below.

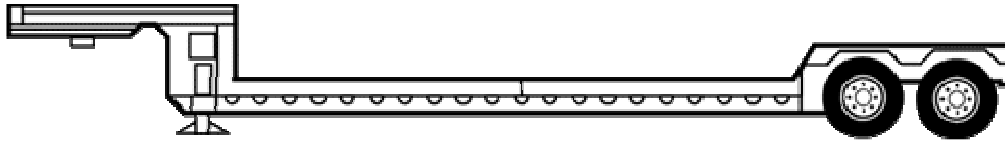
Max Freight Weight

48,000 lbs.

Max Freight Dimensions

	<u>Main Deck</u>	<u>Front Deck</u>
Length:	37 feet	11 feet
Width:	8.5 feet (102")	8.5 feet (102")
Height:	10 feet (120")	8.5 feet (102")

Double-Drop Deck (aka Lowboy)



This trailer accommodates freight with the maximum legal weight and dimensions shown below.

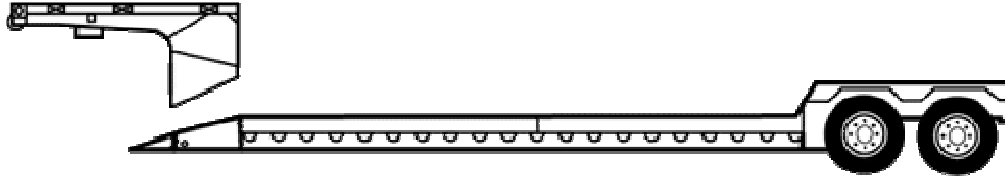
Max Freight Weight

45,000 lbs.

Max Freight Dimensions

	<u>Main Deck</u>	<u>Front Deck</u>	<u>Rear Deck</u>
Length:	29 feet	10 feet	9 feet
Width:	8.5 feet (102")	8.5 feet (102")	8.5 feet (102")
Height:	11.5 feet (138")	8.5 feet (102")	10 feet (120")

Double-Drop with Detachable Deck (aka Lowboy, RGN)



This trailer accommodates freight with the maximum legal weight and dimensions shown below.


Max Freight Weight

45,000 lbs.

Max Freight Dimensions

	<u>Main Deck</u>	<u>Front Deck</u>	<u>Rear Deck</u>
Length:	29 feet	10 feet	9 feet
Width:	8.5 feet (102")	8.5 feet (102")	8.5 feet (102")
Height:	11.5 feet (138")	8.5 feet (102")	10 feet (120")

Enclosed Box Trailer (aka Dry Van)



This trailer accommodates freight with the maximum legal weight and dimensions shown below.

Max Freight Weight

44,000 lbs.

Max Freight Dimensions

Dimensions

Length: 52.5 feet

Width: 8 feet 4 inches (100")

Height: 9 feet 2 inches (110")